


ashford

WHEELS & LOOMS

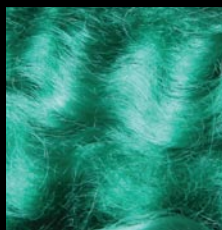
WOOL DYES




Yellow



Scarlet



Emerald



Rust



Teal



Green



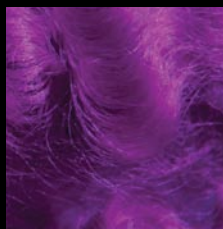
Hot Pink



Blue



Brown



Purple



Navy Blue



Black

Ashford Handicrafts Limited
Ashburton, New Zealand

Telephone +64 3 308 9087 Facsimile +64 3 308 8664
Email: sales@ashford.co.nz Internet: www.ashford.co.nz

Acid Exhaust Dyes

Instructions for Use

10gms (1/3oz) of dye powder with 10 tablespoons of white vinegar will dye 1kg (2.2lbs) of wool to full shade. For smaller quantities one level teaspoon of dye powder with two tablespoons of white vinegar will dye 200gms (7ozs) of wool. For lighter colour add less dye powder.

You will need

1 x dye pot which can be heated, 1 x stirrer, rubber gloves, mask, jar, dishwashing liquid and white vinegar.

Simple Dyeing Recipe

1. In a sink or basin thoroughly wet the wool soaking it in warm water containing 1/4 teaspoon of dishwashing liquid for 20 minutes.
2. Fill dye pot with enough water to cover wool to be dyed and allow circulation. (Do not add wool at this stage.)
3. Mix the dye powder to a paste in a small jar with a little cold water. Then add sufficient warm water to dissolve it. Add this dye concentrate to the water in the dye pot.
4. Add two tablespoons of white vinegar to the dye pot for every 200gms (7ozs) of wool and stir.
5. Add the wool to the liquid in the dye pot. Turn gently so the wool soaks up dye evenly.
6. Slowly raise the temperature of the dye pot liquid to boiling point. Turn the wool gently from time to time to avoid uneven colour.
7. Simmer for 30-40 minutes.
8. If dye liquid remains highly coloured, add a little extra white vinegar five minutes before the end of dyeing.
9. Allow the dye bath to cool before handling.
10. Remove the wool from the dye bath. Rinse in warm water. Rinse in cool water and dry.

Note: When dyeing coloured wool or fabric results will be different from colour chart.

The **Ashford Book of Dyeing** is a comprehensive text on chemical and natural dyes, and colour theory.

For your safety

1. Keep containers tightly closed and out of children's reach.
2. Wear gloves.
3. Wear a dust mask when handling dry dye powder.
4. Keep dye pots and utensils for dyeing only.
5. Avoid breathing fumes.
6. Before you throw away the dye bath liquid add 1-2 teaspoons of baking soda to the liquid to neutralise the acid in the water.

Ashford dyes, if used correctly, are non-hazardous to humans or the environment. They are weak acid dyes that are fixed with white vinegar and heat. They comply with EU regulations. Fibre, yarn and textiles dyed with the Ashford dyes can be worn against the skin without risk and can be certified under the Oeko-Tex Standard 100. See www.oekotex.com

As we have no control over the end use of this product we must disclaim any liability.